



FINE FOODS LIMITED

(A Public Limited Company)

FFL/ PSI-Q3-A/c's/2022/2208
April 28, 2022

To

The Chairman

Bangladesh Securities & Exchange Commission
Securities Commission Bhaban
E-6/C, Agargaon
Sher-e-Bangla Nagar Administrative Area
Dhaka-1207.

Subject: Price Sensitive Information of un-audited Q(3) accounts.

Dear Sir,

This is to inform you that a Meeting of the Board of Directors of the Company held on Thursday, April 28, 2022 at the Head Office of the Company. The Meeting started at 2.15 pm and ended 2.50 pm. The Board decided as under:

As per Third Quarterly Q(3) Accounts (un-audited) for the period of 31st March, 2022:

Particulars	Figures in TK. July 2021 to March 2022	Figures in TK. July 2020 to March 2021	Figures in TK. Jan to March 2022	Figures in TK. Jan to March 2021
Basic Earning Per Share (EPS)	(0.018)	(0.175)	0.007	(0.018)
Net Asset Value (NAV)	10.594	10.550	0.006	(0.018)
Net Operating Cash Flow Per Share	(0.133)	(0.417)	(0.043)	(0.024)

Thanking and assuring you of our best attention for all times.

Yours truly,

(Md. Sohel Hossain)
Company Secretary

Enclosed: Accounts Report of Un-audited Q(3) Accounts 2022.

CC. To: (i) The Chief Regulatory Officer

Dhaka Stock Exchange Ltd
DSE Tower
Plot # 46, Rd. # 21
Nikunja – 2
North Airport Road, Dhaka.

(ii) The Company Secretary

Ctg. Stock Exchange Ltd ~~PLC~~
Eunoos Trade Center (Level-15)
52-53 Dilkusha C/A
Dhaka-1000.

Head Office :

Newmarket City Complex (Level-6)
44/1 Rahim Square, Newmarket
Dhaka-1205, Bangladesh

Contact No. :

PABX : 9671320, 9667868, 8653415. Ext.- 142, 199
Mobile : 01926-766469
Fax : 88-02-9664542
e-mail : finefoodsltd@live.com
Web : www.finefoodslimited.com

Date: April 28, 2022

We are pleased to give below Third Quarter Un- Audited Financial Statement of the Company for the Third Quarter ended 31st March, 2022 as per Notification No. SEC/CMRRCD/2008-183/Admin/03-34 dated September 27, 2009 of the Securities & Exchange Commission.

Sd/-
Nazrul Islam
Chairman


FINE FOODS LIMITED
STATEMENT OF FINANCIAL POSITION
AS AT 31 MARCH 2022


Particulars	Figures in Taka 31.03.2022	Figures in Taka 30.06.2021
NON- CURRENT ASSETS:	73,381,839	74,831,492
Property, plant and equipment	66,370,625	67,260,168
Right of Use Asset	-	560,110
Advance for Land Purchases	-	-
Capital Stock	7,011,214	7,011,214
CURRENT ASSETS:	81,659,573	81,620,657
Inventories	75,394,474	74,670,383
Trade Receivables	5,193,966	3,433,966
Advance & Prepayments	347,000	347,000
Cash & Cash Equivalents	724,133	3,169,308
Total Assets	155,041,412	156,452,149
EQUITY AND LIABILITIES		
SHARE HOLDER EQUITY	148,039,598	148,297,919
Share Capital	139,739,180	139,739,180
Reserve for Bond	5,149,473	5,149,473
Retained Earning	3,150,945	3,409,266
CURRENT LIABILITIES:	7,001,814	8,154,230
Liabilities for Expenses	557,414	557,414
WPPF	1,272,419	1,272,419
Tax Payable (deduction on dividend)	653,487	1,242,691
Provision for Tax	1,301,652	1,301,652
Lease Liability Right to Use Asset	-	560,110
Deffered Tax	820,186	820,186
Trade Payables	660,049	660,049
Dividend Payable	1,736,607	1,739,709
TOTAL EQUITY AND LIABILITIES	155,041,412	156,452,149
Net Assets Value (NAV) Per Share	10.594	10.612


(Md. Atiqul Hoque)
Director


(Md. Abdul Latif)
CFO


(M.A. Fayez)
Managing Director



(Md. Sohel Hossain)
Company Secretary


(Nazrul Islam)
Chairman


FINE FOODS LIMITED
STATEMENT OF PROFIT OR LOSS AND OTHER COMPREHENSIVE INCOME
FOR THE YEAR ENDED 31 MARCH 2022


Particulars	Figures in Taka July- Mar 2022	Figures in Taka July- Mar 2021	Figures in Taka Jan- Mar 22	Figures in Taka Jan- Mar 21
Turnover	38,818,700	44,312,000	8,986,440	13,129,408
Cost of Goods Sold	36,821,583	44,401,254	8,525,924	12,715,282
Gross Profit/(Loss)	1,997,117	(89,254)	460,516	414,126
Operating Expenses:	2,255,438	2,321,109	-	-
Administrative, Selling & Distribution Expenses	2,255,438	2,321,109	371,877	654,693
Operating Profit/(Loss)	(258,321)	(2,410,363)	88,639	(240,567)
Net Profit/(Loss) before Tax	(258,321)	(2,410,363)	88,639	(240,567)
Provision for WPPE 5%	-	-	-	-
Provision for Tax 5%	-	-	-	-
Deffered Tax	-	(31,500)	-	-
Net Profit/(Loss) after Tax	(258,321)	(2,441,863)	88,639	10,000
Retained Earning brought forward	3,409,266	4,982,496	-	-
Retained Earning/(Loss) transferred to Balance Sheet	3,150,945	2,540,633	3,150,945	2,771,200


(Md. Atiqul Hoque)
Director


(Md. Abdul Latif)
CFO


(M.A. Fayez)
Managing Director


(Md. Sohel Hossain)
Company Secretary


(Nazrul Islam)
Chairman

FINE FOODS LIMITED
STATEMENT OF CASH FLOW
FOR THE YEAR ENDED 31 MARCH 2022

Particulars	Figures in Taka 31.03.2022	Figures in Taka 30.06.2021
Cash Flow from Operating Activities:	(1,852,869)	(3,156,716)
Cash Collection from Turnover & others	37,058,700	60,088,220
Cash Collection from Other Income	-	1,784
Payment for Production Materials	(38,911,569)	(63,117,113)
Tax Payment	-	(129,816)
Cash Flow from Investing Activities:	-	5,755,381
Advance for Land adjusted	-	2,000,000
Capital Stock Cattle	-	3,736,950
Van (Microbus)/Pick-up Van Disposal	-	18,431
Cash Flow from Financing Activities:	(592,306)	(823,866)
Dividend Payment	(3,102)	(813,274)
Dividend Tax Payment	(589,204)	(10,592)
Net Cash Inflow/ (Outflow)	(2,445,175)	1,774,799
Opening Cash & Bank Balances	3,169,308	1,394,509
Closing Cash & Bank Balances	724,133	3,169,308
Net Operating Cash Flows Per Share (NOCFPS)	(0.133)	(0.226)

Accompanying notes form an integral part of the Financial Statements

FINE FOODS LIMITED
Statement of Change in Share Holders Equity
For the year ended 31 MARCH 2022

Particulars	Figure in Taka July-Mar 2022	Figure in Taka July- Mar 2021
Balance as on 01.07. 2021	148,297,919	151,268,541
Net profit/(Loss) this year	(258,321)	(2,441,863)
Less: Dividend	-	(1,397,392)
Add: Inc. Capital by Bonus Share	-	-
Balance 31.03.22	148,039,598	147,429,286

Particulars	Figures in Taka July- Mar 2022	Figures in Taka July- Mar 2021	Figures in Taka Jan- Mar 2022	Figures in Taka Jan- Mar 2021
Basic Earning Per Share (EPS)	(0.018)	(0.175)	0.007	(0.018)
Net Asset Value (NAV)	10.594	10.550	0.006	(0.018)
Net Operating Cash Flow Per Share	(0.133)	(0.417)	(0.043)	(0.024)



(Md. Atiqul Hoque)
Director



(M.A. Fayez)
Managing Director



(Nazrul Islam)
Chairman



(Md. Abul Latif)
CFO



(Md. Sohail Hossain)
Company Secretary